





TABLE OF CONTENTS




BEGINNING LEVEL

Introduction: Who, What, Why, How
Explanation of terms and format of the booki


CD TRACK

 1	Chapter 1: Syncopation And Swing: Rhythm And Subdivision In “Classical” vs. “Swing” Styles1
 2	Chapter 2: The Top Ten Two-Beat Figures5
 3	Chapter 3: Variations on the Top Ten9
 4	Chapter 4: Simple Four-Beat Figures 13














INTERMEDIATE LEVEL

 5	Chapter 5: Introducing... Melody! Two Notes At a Time 16
 6	Chapter 6: More Complex Four-Beat Figures 19
 7	Chapter 7: “Why You Cryin’ the F Concert Blues?” 22

ADVANCED LEVEL

 8	Chapter 8: Variations - Pick-up Notes..... 27
	Chapter 9: Bridge: Listen For The Music 32

CD TRACK

	9	Chapter 10: F Concert Pentatonic Blues Scale.....	34
	10	Chapter 11: Licks Using Pickups.....	36
	11	Chapter 12: F Concert Major Blues Scale	38
	12	Chapter 13: Variations - Triplets	40
		Chapter 14: Jazz Challenges	42
	13	Chapter 15: F Concert Minor Blues Scale	45
	14	Chapter 16: Licks Using Triplets.....	47
	15	Chapter 17: Two-Bar Licks	49
	16	Chapter 18: Four-Bar Licks	53
	17	Chapter 19: 12 Bars At A Time	58
		Chapter 20: Where Do I Go From Here?.....	74
		Discography: 100 Years of Jazz, Blues, and Swing.....	76
		Appendix A: Practice Grids.....	78
	18	Practice Grid #1: Two-Beat Figures	79
	19	Practice Grid #2: Variations.....	81
	20	Practice Grid #3: Four-Beat Figures	83
	21	Appendix B: Friff Omnibook	85
		About The Author	92
		Acknowledgements / CD Credits	93